

SURFACE GRINDER HYDRAULIC CONTROL VALVE SETTINGS

NOTICE

Table dwell on SURFACE GRINDERS has been opened only partially by factory adjustment. Only purpose is to provide cushioning action at end of table traverse stroke, otherwise this valve would have been eliminated from assembly entirely.

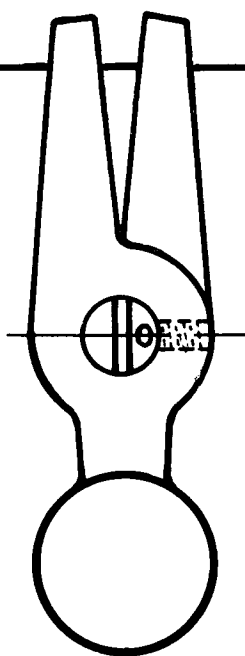
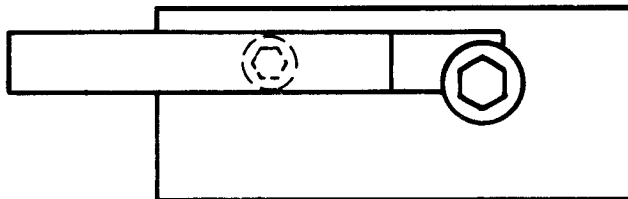
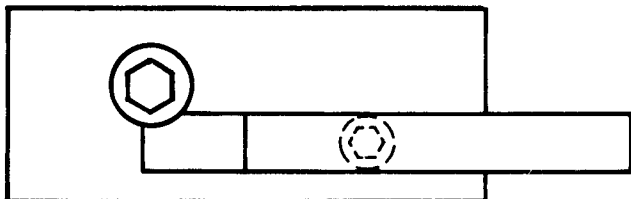


Table Stop 'ON' and NO dwell. Position X as shown. With nut loose turn spool clockwise until speed of NO inches travel per minute is attained then hold spool securely and turn nut clockwise as far as possible and secure with set screw.

The position of the X as shown on drawing is relative.

