

PARTS LIST

FOR

B6060 SERIES

K. O. LEE GRINDERS



— INDEX —

B6060 SERIES GENERAL ASSEMBLY DRAWING	2
B6060 SERIES GENERAL ASSEMBLY PARTS LIST	3
B6060 SERIES STANDARD EQUIPMENT	4
B6223 MOTOR ASSEMBLY	5
B6029 TABLE TRANSMISSION ASSEMBLY	4
B6055 UNIVERSAL GRINDING HEAD	6, 7
B6055A, B6062A QUILL ASSEMBLIES	5
B6055HD HEAVY DUTY UNIV. GRINDING HEAD	7
PARTS FOR B6060 SERIES FIXTURES AND ACCESSORIES SHOWN IN GRINDER FIXTURE PARTS LIST NO. FPL.	



See MPL-100 Price List for Prices

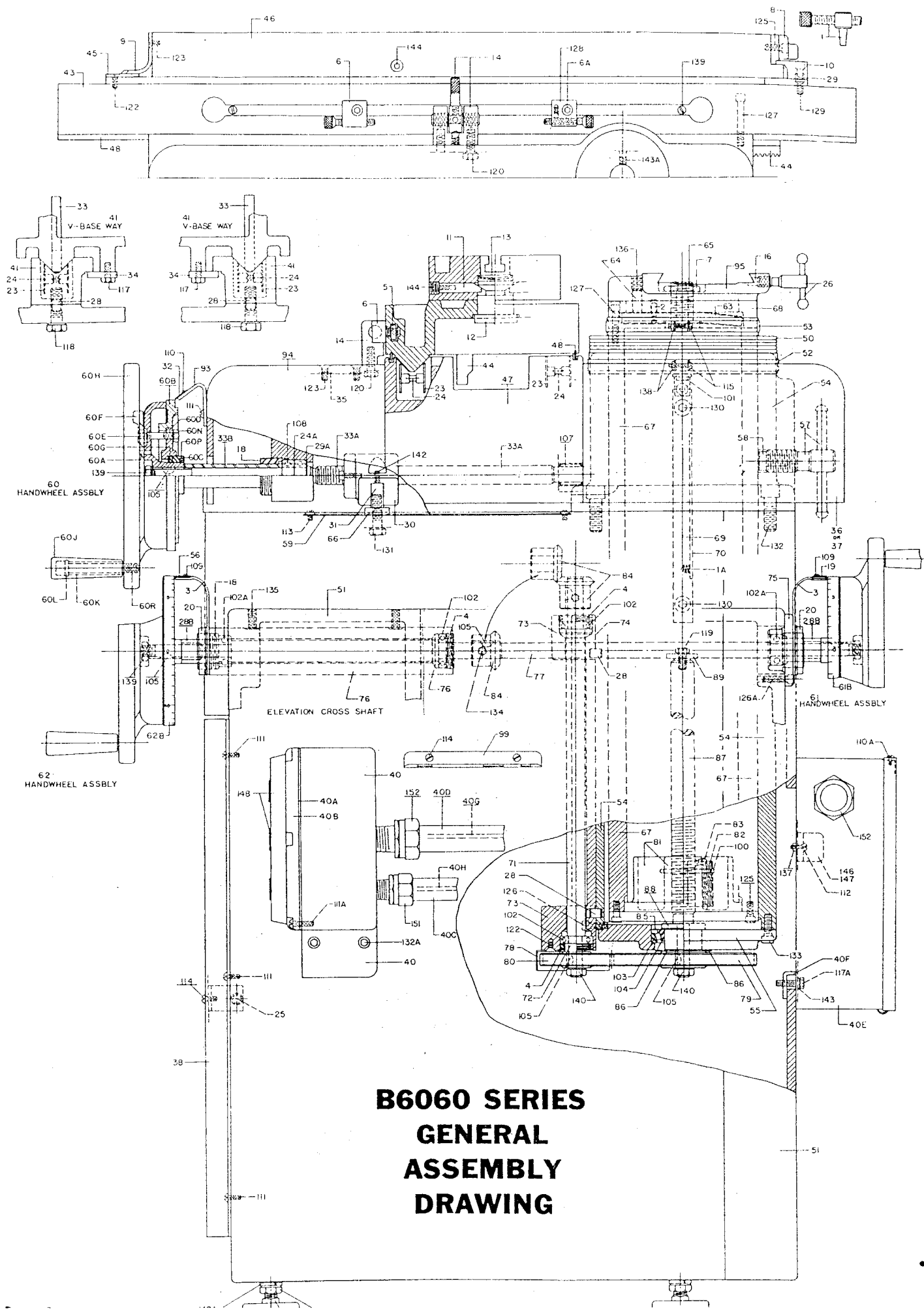
K. O. LEE

K. O. LEE COMPANY

ABERDEEN, SOUTH DAKOTA 57401

Litho in U.S.A.

Form B6060PL



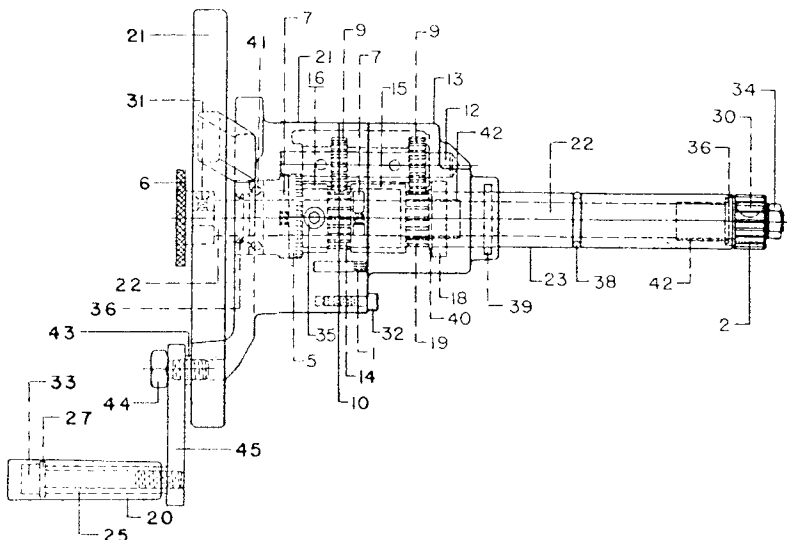
**B6060 SERIES
GENERAL
ASSEMBLY
DRAWING**

GENERAL ASSEMBLY PARTS LIST

PARTS WITHOUT INDEX NUMBERS ARE SHOWN IN STANDARD EQUIPMENT PHOTOGRAPHS

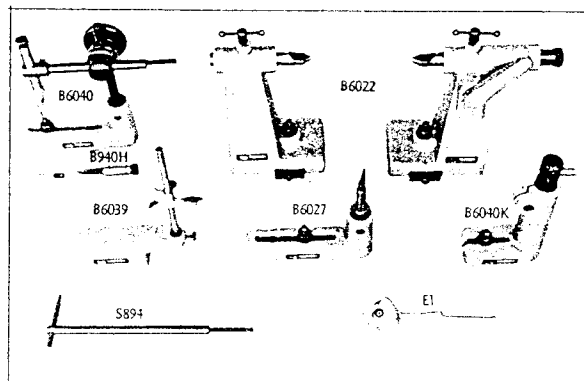
Index No.	Part No.	Description	Quan. Req.	Index No.	Part No.	Description	Quan. Req.
1	A290A	Adjusting Screw	2	65	B6013S	Adjusting Screw for Disc	1
1A	A260HS	Spring	8	66	B6024NS	Spacer for Feed Bar	1
2	A629J	Knurled Pin	1	67	B6025	Column	1
3	B330BP	Pointer Bracket	2	68	B6025C	Index Collar for Column	1
4	B805N	Nut	4	69	B6025KB	Body for Key	1
5	B810P	T-Slot Plate	2	70	B6025KF	Flat for Key	1
6	B810W	Adjusting Stop — Obsolete	2	71	B6026AC	Auxiliary Shaft	1
6	B810WAL	Adjusting Stop	1	72	B6026AS	Spacer	1
6A	B810WAR	Adjusting Stop	1	73	B6026B	Bracket	1
7	B813N	Nut	1	74	B6026BS	Shim for Bracket	1 or 2
8	B815A	Adjusting Screw Pad	1	75	B6026CB	Pillow Block	1
9	B815B	Pointer	1	76	B6026CH	Housing for Cross Shaft	1
10	B815C	Clamp Bar	1	77	B6026CS	Cross Shaft for Miter Gear	1
11	B815P	Swivel Lock Pin	2	78	B6026D	Guard for Gear	1
12	B815S	Swivel	1	79	B6026G	Gear — Driven	1
13	B815X	Plug	1	80	B6026GD	Gear — Drive	1
14	B830B	Stop Block Assembly — Obsolete	1	81	B6026N	Feed Nut	1
14	B911CS	Center Stop	1	82	B6026NF	Felt — Flat	1
15	B830SYS	Circular Shim	1	83	B6026NR	Felt — Round	1
16	B855L	Dovetail Plug	2	84	B6026P	Miter Gear	2
18	BA805N	Lock Nut	3	85	B6026SA	Shield for Bearing	1
19	BA805P	Indicator Plate	1	86	B6026SB	Shield for Bearing	1
20	BA805R	Lock Ring	2	87	B6026SF	Elevating Screw	1
21	BA805Y	Washer-Vellum	2	88	B6026SS	Spacer	1
23	B930RR	Oil Roller	14	89	B6026SW	Stop Washer	1
24	B930RP	Oil Roller Plate	14	90	B6029	Transmission Assembly	1
24A	B930SW	Circular Shim	1	93	B6030WB	Bracket for Index	1
25	B965DD	Door Catch	1	94	B6030WC	Shroud — Front	1
26	B955G	Lock Screw Assembly	2	95	B6055K	Saddle — Dovetail	1
28	BA905DP	Dowel Pin	4	96	KO-61	Plate	1
28A	BA905GR	Leveling Pad Assembly	4	97	KO-62	Plate	1
28B	BA909S	Spacer	2	99	S890B	Bracket	1
29	BA910B	Aligning Sleeve	2	100	No. 8224	O-Ring 1/4 x 1 1/4 x 2	1
30	BA924	Feed Nut Assembly	1	101	No. 801	Gits Oiler	1
31	BA924NB	Feed Bar	1	102	S7K	Ball Bearing	3
32	BA930P	Indicator Plate	1	102A	201KTD	Ball Bearing	2
33	BA930R	Oil Reservoir Tube	2	103	13836	Cup	1
33A	BA930SF	Feed Screw	1	104	13889	Cone	1
33B	BA930SS	Spacer	1	105	No. 2	Woodruff Key	3
34	BA930T	Saddle Hold Down Plate	2	107	M10121	Needle Bearing	1
35	BA930W	Vellum Washer	8	108	S7K	Ball Bearing	2
36	BA930WT	Left Rear Saddle Way Shroud	1	109	No. 2 x 1/8	S.T. Rd. Hd. Sc. N.P.	4
37	BA930WR	Right Rear Saddle Way Shroud	1	110	No. 2 x 3/8	S.T. Rd. Hd. Sc. N.P.	2
38	BA965DH	Door and Hinge Assembly	1	110A	No. 6 x 3/8	S.T. Pan Hd. Sc. N.P. Type A	1
40	BA967B	Switch Box	1	111	10-32 x 1/2	S.T. Rd. Hd. Sc. N.P.	5
40A	BA967C	Gasket	1	111A	10-32 x 3/4	S.T. Rd. Hd. Sc. N.P. Type F	8
40B	BA967H	Cover	1	112	8-32 x 3/8	Rd. Hd. Mach. Sc. H.B.	2
40C	BA967H66	Flex Conduit 1/2	1	112A	8-32 x 1/2	Rd. Hd. Mach. Sc. H.B.	1
40D	BA967J23	Conduit 3/4	1	113	10-32 x 1/4	Rd. Hd. Mach. Sc. H.B.	4
40E	BA967KB	Cutout Box	1	114	10-32 x 3/8	Rd. Hd. Mach. Sc. H.B.	2
40F	BA967KC	Screw Clamp	4	115	10-32 x 3/4	Rd. Hd. Mach. Sc. H.B.	2
40G	BA967W40	Power Wire 40	3	116	10-32 x 3/8	Rd. Hd. Mach. Sc. Brass	1
40H	BA967W84	Power Wire 84	3	117	1/4 x 1/2 N.F.	Hex Cap Sc. H.B.	8
41	B2005W	Base Way — Vee	2	117A	1/4 x 1 N.F.	Hex Cap Sc.	4
43	B2010	Sub Table	1	118	3/8 x 1 1/4 N.F.	Hex Cap Sc.	6
44	B2010R	Rack	1	119	3/8 x 3/8 N.C.	Hex Cap Sc.	1
45	B2010T	Index Plate	1	120	3/8 x 3/4 N.C.	Hex Cap Sc.	2
46	B2015	Top Table	1	122	10-32 x 3/8	Flat Hd. Socket Cap Sc.	5
47	B2030	Saddle	1	123	1/4 x 3/8 N.F.	Flat Hd. Socket Cap Sc.	12
48	B2030HE	Saddle Way Dust Shield	2	125	1/4 x 3/8 N.F.	Hex Socket Cap Sc.	6
50	B6005BA	Accordian Sleeve	1	126	1/4 x 3/4 N.F.	Hex Socket Cap Sc.	4
51	B6005BC	Base	1	126A	1/4 x 1 N.F.	Hex Socket Cap Sc.	3
52	B6005BL	Clamp Band	1	127	1/4 x 1 1/4 N.F.	Hex Socket Cap Sc.	9
53	B6005BS	Clamp Band	1	128	3/8 x 3/8 N.F.	Hex Socket Cap Sc.	2
54	B6005C	Housing for Column	1	129	3/8 x 1 N.F.	Hex Socket Cap Sc.	2
55	B6005CP	End Plate for Housing	1	130	3/8 x 1 N.F.	Hex Socket Cap Sc.	2
56	B6005P	Index Plate	1	131	3/8 x 1 1/2 N.F.	Hex Socket Cap Sc.	2
57	B6005S	Column Lock Screw Assembly	1	132	1/2 x 1 1/4 N.F.	Hex Socket Cap Sc.	4
58	B6005SP	Lock Pad	1	132A	3/8 x 3/4 N.C.	Hex Socket Cap Sc.	2
59	B6005W	Dust Shield Base	1	133	3/8 x 3/8 N.C.	Hex Socket Cap Sc.	4
60	B6012C	Handwheel	1	134	3/8 x 3/8 N.C.	Socket Set Sc.	2
60A	A636P	Knurled Pin	1	135	3/8 x 3/4 N.C.	Socket Set Sc.	2
60B	BA912D100	Index Disc	1	136	3/8 x 3/8 N.C.	Socket Set Sc.	1
60C	BA912L	Lock Ring	1	136A	1/2 x 2 1/2 N.C.	Sq. Head Set Screw — Cup Point	4
60D	BA912P	Lock Plate	1	137	8-32	Hex Nut	2
60E	BA912S	Stud	1	138A	10-32	Hex Nut — Brass	1
60F	BA912T	Thumb Nut	1	139	3/8 N.F.	Hex Jam Nut	2
60G	BA912W	Wavy Spring	1	140	1/2 N.F.	Hex Jam Nut	2
60H	B6012H	Handwheel	1	140A	1/2 N.C.	Hex Jam Nut	4
60I	B6029AB	Grasp Handle	1	142	10-32 x 1/2	Hex Socket Set Sc.	1
60K	G1370	Valve Guide	1	142A	1/2	Shakeproof Lockwasher	4
60L	S629AW	Thrust Washer	1	143	1/4 Std.	Lock Washer	4
60M	No. 12 N.F.	Washer	1	143A	1/4 x 1/4 N.F.	Hex Socket Set Sc.	1
60N	1/4 N.C.	Hex Jam Nut (H.B.)	1	144	3/8 x 3/8 N.C.	Hex Socket Set Sc.	1
60P	10-32 x 3/8	Socket Set Screw	1	145	7410G	Receptacle	1
60R	3/8 x 3 N.F.	Hex Socket Cap Screw	1	146	CR151C1	End Block	1
61	B6012KL	Handwheel Assembly 50 Div.	1	147	CR151C0200	Box Terminal Block	3
61B	BA912D50L	Index Disc	1	148	CR101BEOA	Manual Starter	1
62	B6012KR	Handwheel Assembly 50 Div.	1	150	1/2	Connector 90°	1
62B	BA912D50R	Index Disc	1	151	1/2	Connector Straight	1
63	B6013D	Lock Disc	1	152	3/4	Connector Straight	2
64	B6013P	Lock Pin	1				

B6029 TABLE TRANSMISSION ASSEMBLY



Index No.	Part No.	Description	Quan. Req.	Index No.	Part No.	Description	Quan. Req.
1	A629J	Knurled Pin	2	22	B6029S	Drive Shaft	1
2	B610KG	Pinion Gear	1	23	B6029Y	Stationary Shaft	1
5	B829CJ	Clutch Jaw	1	25	S629AB1	Insert For Grasp Handle	1
6	B829K	Control Knob	1	27	S629AW	Thrust Washer	1
7	B829T	Drive Pin	2	30	No. 2	Woodruff Key	1
9	B929CA	Cluster Gear	1	31	10-32 x 3/16	Hex Socket Set Screw	1
10	B929CC	Cover Gasket	1	32	10-32 x 5/8	Hex Socket Cap Screw	3
	B929CS	Cluster Gear Shaft	1	33	3/8 x 2 1/2 N.F.	Hex Socket Cap Screw	1
13	B929H	Housing	1	34	3/8 N.F.	Hex Nut	1
14	B929L	Drive Gear	1	35	1/8 Briggs	Socket Pipe Plug	1
15	B929LL	Drive Gear Spacer — Long	1	36	B56-40-2	Oil Seal — Trostel Packing	2
16	B929LS	Drive Gear Spacer — Short	1	39	8215	O-Ring (1/8 x 1 1/16 x 1 3/16)	1
18	B929W	Thrust Collar	1	40	RS-100	Spirolox	1
19	BA929CS	Bearing Shield	1	41	S7K	Ball Bearing	1
20	B6029AB	Grasp Handle	1	42	AA-710-16	Oilite Bearing	2
21	B6029C	Handwheel	1	43	3/8 S.A.E.	Washer	1
				44	B6029AS	Special Screw	1
				45	B6029AA	Extension Arm	1

B6060 SERIES STANDARD EQUIPMENT SPECIFICATIONS

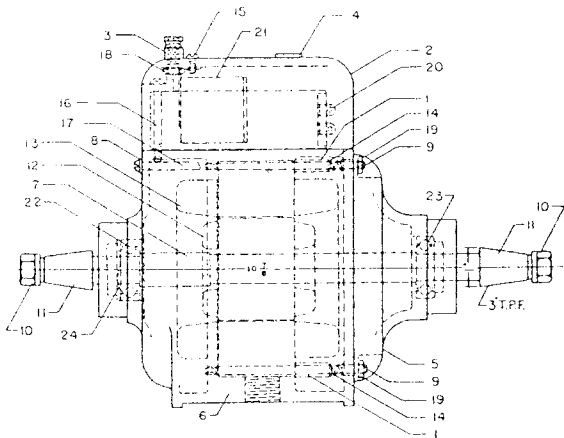


STANDARD EQUIPMENT B6060 AND B6062 SERIES

B6022 Matched Tail Stock Set, B6027 Plain Tooth Rest, B6039 Center Gauge, B6040 Universal Tooth Rest, B6040K Diamond Dresser, B6055 Univ. Grinding Head (B6060), B6055HD Univ. Grinding Head (B6062), E1 Wheel Dresser, S894 Hex Wrench.

Distance Between Tailstocks	32"
Distance Between Centers Mounted in B6043 and Tailstock	26"
Distance Between Collet in B6043 and Tailstock	27"
Distance Between B946 Chuck and Tailstock (1" hole through chuck)	25 1/2"
Table Working Surface	5 1/4" x 37 1/4"
Sub Table	8" x 48"
Total Cross Feed and Feed Each Revolution of Handwheel	8" — .100"
Table Traverse	20"
Fast Feed (Direct Drive) Per Revolution of Crank	2 13/16"
Slow Feed (5:1 Ratio) Per Revolution of Crank	3/16"
Swing Over Table	12 1/4"
Minimum Distance Centerline of Wheel Shaft to Top of Table	5 1/2"
Maximum Distance Centerline of Wheel Shaft to Top of Table	16 1/4"
Maximum Distance From Column to Outside of Straight Wheel	8"
Maximum Height of Machine With Column Extended	63"
Centerline Height of Fixtures to Top of Table	6.130"
Net Weight	1280 lbs.

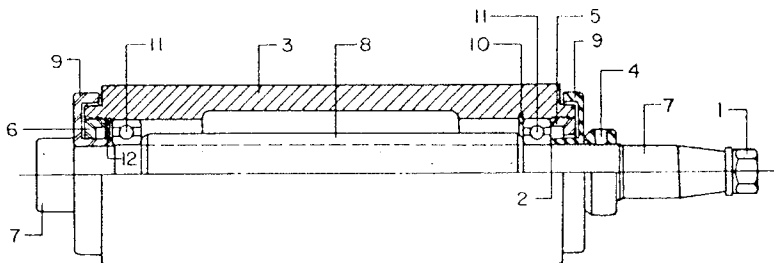
B6223 MOTOR ASSEMBLY



Index No.	Part No.	Description	Quan. Req.
1	B923EM	Spacer $\frac{3}{4}$ " (B6223A Motor)	4
1	B923EJ	Spacer $1\frac{3}{8}$ " (B6223G Motor)	4
2	B923EL	Switch Bracket	1
3	B923LS	Lamp Stud	1
4	BA967CP	Plug	1
5	B2023E	End Bell (B6223A Motor)	1
5	B3023E	End Bell (B6223G Motor)	1
6	B2023H	Housing (B6223A Motor)	1
6	B2023HD	Housing (B6223G Motor)	1
7	B2023S	Motor Shaft	1
8	B2023WW	Washer (B6223A Motor)	8
8	B2023WW	Washer (B6223G Motor)	12
9	B3023ET	Stud (B6223G Motor)	4
10	B6023EN	Spindle Nut	2
11	B6023TB	Taper Bushing	2

Index No.	Part No.	Description	Quan. Req.
12	KC45NG1000	Rotor (B6223A Motor)	1
12	5K40PG	Rotor (B6223G Motor)	1
13	KC45NG1000	Field (B6223A Motor)	1
13	5K40PG	Field (B6223G Motor)	1
14	R2944	Spring (B6223A Motor)	4
15	8-32 x $\frac{3}{8}$	Rd. Hd. Mach. Sc. H.P. (B6223A)	2
16	10-32 x 2	Rd. Hd. Mach. Sc.	2
17	10-32 x $6\frac{3}{4}$	Rd. Hd. Mach. Sc. (B6223A)	4
18	$\frac{5}{16}$ x $\frac{5}{8}$ N.F.	Hex Cap Sc. (H.B.)	1
19	10-32	Hex Nut (H.B.) (B6223A Motor)	4
19	10-32	Hex Nut (H.B.) (B6223G Motor)	12
20	235637	Capicator (B6223A Motor)	1
21	3ARR3C2N3	Relay (B6223A Motor)	1
22	204KDDFS	Ball Bearing	1
23	7204W	Ball Bearing	1
24	9Z	Spring	2

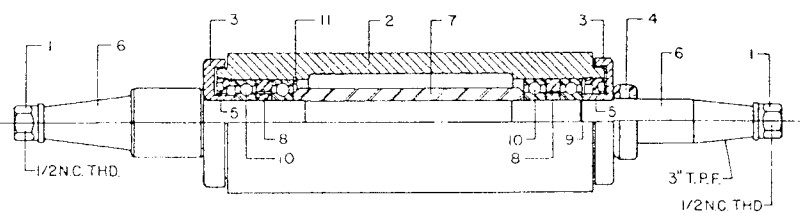
B6055A QUILL ASSEMBLY



B6055A QUILL ASSEMBLY — R. H. Thd.

Index No.	Part No.	Description	Quan. Req.
1	B936N	Nut	1
2	B955AW	Circular Shim	1
3	B6055AH	Housing	1
4	B6055AN	Lock Nut	1
5	B6055AR1	Retainer Nut for Brg.	1
6	B6055AR2	Retainer Nut for Brg.	1
7	B6055AS	Spindle	1
8	B6055AT	Spacer for Bearings	1
9	S755CC	Cap	2
10	3000-X165	Ring—Int. No. 1300	1
11	2MM9305WOCRUM	Ball Brg. Dplx.	1
12	9Z	Wavy Spring	2

B6062A QUILL ASSEMBLY



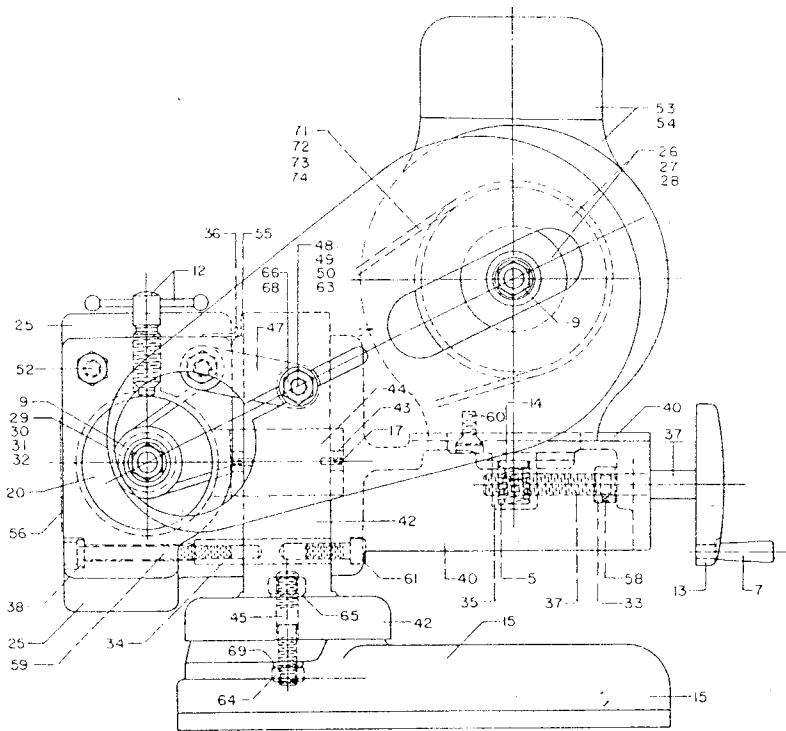
B6062A QUILL ASSEMBLY — R. H. Thd.

Index No.	Part No.	Description	Quan. Req.
1	B936N	Nut	2
2	B955AH	Housing	1
3	B6062AC	Cap	2
4	B6062AN	Lock Nut	1
5	B6062AR	Retainer Nut for Brg.	2
6	B6062AS	Spindle	1
7	B6062AT	Spacer for Bearings	1
8	B6062AW	Spacer	2
9	B6062AY5	Circular Shim	1
10	2MM9306WO-CR-DUM	Bearing	2
11	3000-X187	Retaining Ring—Int.	1

NOTICE: WE DO NOT RECOMMEND IN FIELD SERVICE ON THESE QUILLS. IF ATTEMPTED, WE WILL NOT BE RESPONSIBLE FOR SPINDLE OR BEARING DAMAGE.

B6055 and B6055HD UNIVERSAL GRINDING HEADS


PARTS WITHOUT INDEX
NUMBERS ARE SHOWN
IN STANDARD EQUIPMENT
PHOTOGRAPHS ON PAGE 7



Index No.	Part No.	Description	Quan. Req.
	A32	Mounted Cup Wheel (B6055)	1
	A36	Mounted Wheel (B6055)	1
	A37	Mounted Wheel (B6055)	1
	A666B	T-Slot Bolt	1
	B246C	Wheel Guard 4"	1
	B246D	Wheel Guard 6"	1
	B246E	Wheel Guard 8" (B6055HD)	1
5	B610PS	Spring	2
	B628	Wrench (B6055)	1
7	B685YH	Handle	1
	B855W	Wrench	1
	B936C	Collet Assembly (B6055HD)	1
	B936CV	Collet & Pul. Asby. (B6055HD)	1
9	B936N	Spindle Nut	1
	B936P	Puller	1
	B936W	Wrench	1
12	B943L	Lock Screw	1
13	B955HB	Handwheel	1
14	B955HP	Spring Plug	2
15	B955P	Dovetail Slide	1
17	BA938R	Knurled Pin	2
	B6028	Wrench	1
20	B6055A	Quill Assembly (B6055)	1
20	B6062A	Quill Assembly (B6055HD)	1
	B6055C	Collet Assembly (B6055)	1
	B6055F	Arbor Assembly (B6055)	1
	B6055JL	Wheel Arbor 1/4 NF (B6055)	1
	B6055JS	Wheel Arbor 5-40 (B6055)	1
25	B6055H	Housing	1
26	B6055H1	Pulley 3 1/2"	1
27	B6055H2	Pulley 4 1/4"	1
28	B6055H3	Pulley 6 1/4" (B6055)	1
28	B6055H4	Pulley 2 3/4" (B6055HD)	1
29	B6055H5	Pulley 2 3/4" (B6055)	1
	B6055H6	Pulley 2" (B6055)	1
	B6055H7	Pulley 1 1/2" (B6055)	1
32	B6055H8	Pulley 1 1/4" (B6055)	1
33	B6055HC	Collar	1
34	B6055HL	Stud	2
35	B6055HN	Feed Nut	1
36	B6055HP	Index Plate	1
37	B6055HS	Belt Tightening Screw	1

Index No.	Part No.	Description	Quan. Req.
38	B6055HW	Washer	2
40	B6055M	Slide for Motor	1
42	B6055S	Swivel	1
43	B6055SB	Swivel Bar	2
44	B6055SS	Swivel Stud	1
45	B6055T	Threaded Stud	1
46	B6060G	Belt Guard	1
47	B6060GA	Arm	1
48	B6060GS	Spacer	2
50	B6060GW	Washer w/Shoulder	2
52	B6062ML	Special Screw (B6055HD)	1
53	B6223A	Motor, 1 HP, 115/230V, 1 Ph.	1
54	B6223G	Motor, 1 HP, 230/460V, 3 Ph.	1
55	KO-46	Plate — Degrees	1
56	KO-48	Speed Chart (B6055)	1
56	KO-49	Speed Chart (B6055HD)	1
58	10-32 x 3/8	Hex Socket Set Screw	2
59	3/8 x 3 1/2 N.C.	Hex Socket Cap Screw	1
60	3/8 x 3/4 N.F.	Hex Socket Flat Hd. Cap Screw	2
61	3/8 x 1 N.F.	Hex Socket Cap Screw	1
63	3/8 N.F.	Hex Jam Nut H.B.	2
64	3/8 N.F.	Hex Nut	1
65	1/2 N.F.	Hex Nut (H)	1
66	3/8 N.C.	Hex Nut (H)	3
68	3/8 N.F.	Washer (H) (B6055)	3
68	3/8 N.C.	Washer (HB) (B6055HD)	4
69	3/8 Std.	Lock Washer	1
71	5M710	V-Belt 28"	1
72	5M750	V-Belt 29"	1
73	5M775	V-Belt 30"	1
74	5M800	V-Belt 31" (B6055)	1
	CV4NM60	Cup Wheel	1
	PR6AM70	Cut Off Wheel (B6055)	1
	PR8AM70	Cut Off Wheel (B6055HD)	1
	PV5FH60	Straight Wheel (B6055)	1
	PV8GM60	Plain Wheel (B6055HD)	1
	SV6GM60	Saucer Wheel	1
	W160	Mounted Wheel (B6055)	1
	W162	Mounted Wheel (B6055)	1
	W163	Mounted Wheel (B6055)	1
	W184	Mounted Wheel (B6055)	1
	W194	Mounted Wheel (B6055)	1

B6055 UNIVERSAL GRINDING HEAD



B6055A SPEED CHART KO-48

Diameter of Wheel	Wheel R.P.M.	Pulley Motor	Pulley on Spindle	Belt Used
6 to 5	3,450	2%	2%	5M710
5 to 4	4,390	3%	2%	5M710
4 to 3	5,330	4%	2%	5M750
3 to 2	7,330	4%	2	5M750
2 to 1½	10,780	6%	2	5M800
1½ to ¾	14,380	6%	1½	5M775
¾ to ½	17,250	6%	1%	5M775

B6055HD HEAVY DUTY UNIVERSAL GRINDING HEAD

THE B6055HD HEAVY DUTY UNIVERSAL GRINDING HEAD IS STANDARD ON B6062 GRINDER

The B6062A Heavy Duty Quill Assembly with two sets Duplex Bearings for O.D. Grinding and Surface Grinding is standard equipment on the B6055HD.

B6062A SPEED CHART KO-49

Diameter of Wheel	Wheel R.P.M.	Pulley Motor	Pulley on Spindle	Belt Used
8 to 6½	2,840	3%	4%	5M775
6½ to 5½	3,450	2%	2%	5M710
5½ to 4½	4,190	4%	3%	5M775

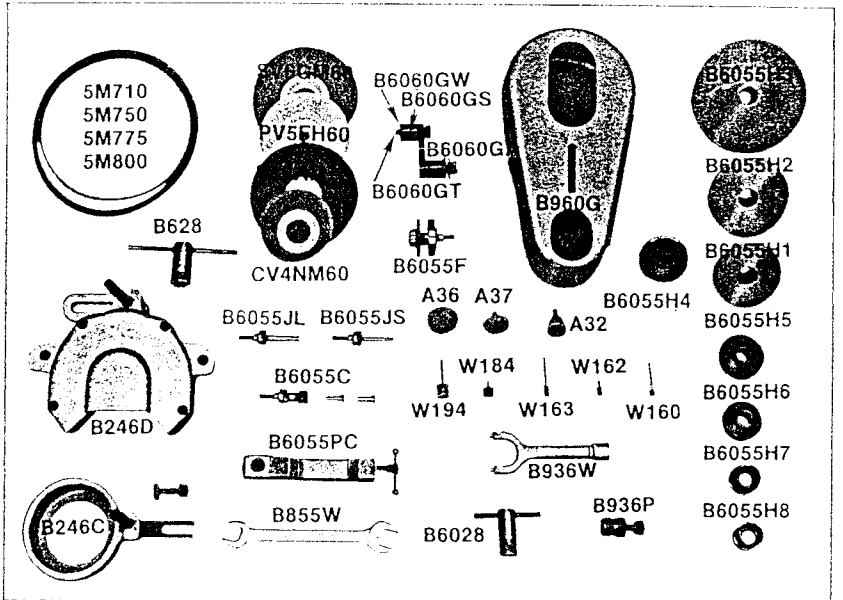
The B6055 Universal Grinding Head is standard equipment on B6060 grinder. It can be used for cylindrical, internal or external grinding operations where variable grinding wheel speeds are required.

Quill is mounted on one sliding member and two swivels, each swivel capable of full 360° turn. With addition of Motor Driven Workhead, I.D., O.D., and face grinding can be accomplished with a single chucking.

The spindle of this head is mounted with the finest type of super precision ball bearings. Spindle has taper socket to accommodate removal arbors which are seated in integral thread at inner end. Spindle is belt driven from either side.

STANDARD EQUIPMENT FOR B6055 UNIVERSAL GRINDING HEAD

B246C Wheel Guard 4", B246D Wheel Guard 6", B628 Wrench, B855W Wrench, B936P Wheel Puller, B936W Wrench, B6028 Wrench, B6055A Quill Assembly, B6055C Collet Chuck Assembly, B6055F Pulley & Wheel Arbor Assembly, B6055H1 Pulley 3¼", B6055H2 Pulley 4¼", B6055H3 Pulley 6¼", B6055H4 Pulley 2¾", B6055H5 Pulley 2¾", B6055H6 Pulley 2", B6055H7 Pulley 1½", B6055H8 Pulley 1¼", B6055JS Wheel Arbor (5-40), B6055JL Wheel Arbor ½ NF, B960C Belt Guard, B6055PC Dovetail Clamp Assembly, B6060GA Arm, B6060GS Spacer, B6060GT Stud, B6060GW Washer with Shoulder, B6223G Motor Assembly, 5M710 V-Belt 28", 5M750 V-Belt 29", 5M775 V-Belt 30", 5M800 V-Belt 31", A32 Mounted Cup Wheel, A36 Mounted Wheel, A37 Mounted Wheel, W160 Mounted Wheel, W162 Mounted Wheel, W163 Mounted Wheel, W184 Mounted Wheel, W194 Mounted Wheel, CV4NM60 Cup Wheel, PR6AM70 Cut Off Wheel, PV5FH60 Straight Wheel, SV6GM60 Saucer Wheel.



STANDARD EQUIPMENT FOR B6055HD HEAVY DUTY UNIVERSAL GRINDING HEAD

B246C Wheel Guard 4", B246D Wheel Guard 6", B246E Wheel Guard 8", B6028 Wrench, B855W Wrench, B936C Collet, B936CV Collet and Pulley, B936P Wheel Puller, B936W Wrench, B6055H1 Pulley 3½", B6055H2 Pulley 4¼", B6055H4 Pulley 2¾", B6055PC Dovetail Clamp Assembly, B6062G Belt Guard includes B6062GA 7" Wheel Guard, B6060GAR Arm, B6060GS Spacer, B6060GT Stud, B6060GW Washer with Shoulder, B6062A Quill Assembly, B6062ML Special Screw, B6223G Motor Assembly, 5M710 V-Belt 28", 5M750 V-Belt 29", 5M775 V-Belt 30", CV4NM60 Cup Wheel, PR8AM70 Cut Off Wheel, PV8GM60 Straight Wheel, SV6GM60 Saucer Wheel.

